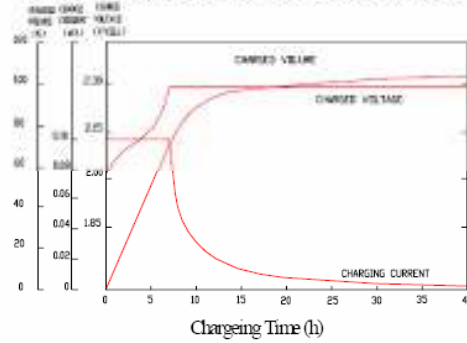


● **Specifications**

Nominal Voltage	12V	
Rated Capacity	7Ah	
Dimensions	Total Height	3.98 inches (101mm)
	Height	3.74 inches (95mm)
	Length	5.94 inches (151mm)
	Width	2.56 inches (65mm)
Approximate Weight	4.52 lbs. (2.05kg)	

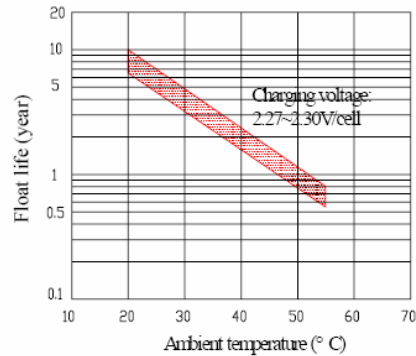
Constant-Voltage Characteristic (100% Discharged)



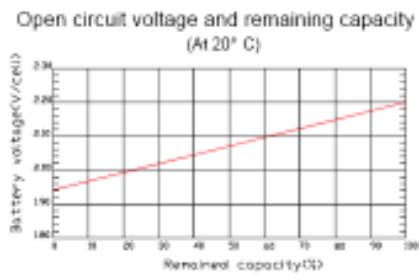
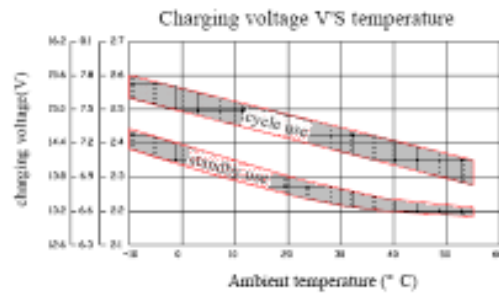
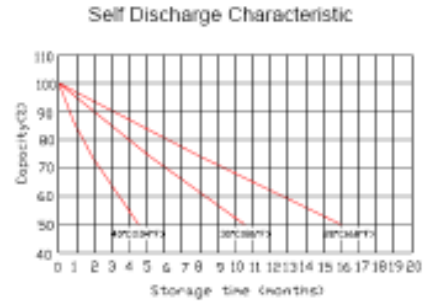

● **Characteristic**

Capacity 77°F(25°C)	20h rate (0.35A)	7Ah
	10h rate (0.65A)	6.5Ah
	5h rate (1.12A)	5.6Ah
	1h rate (4.76A)	4.76Ah
	15 min rate (13.2A)	3.3Ah
Internal Resistance	Full Charged Battery 77°F(25°C)	25m Ω
Capacity Affected by Temperature (20h rate)	104°F(40°C)	102%
	77°F(25°C)	100%
	32°F(0°C)	85%
Self-Discharge 68°F(20°C) (Capacity after)	3 month storage	90%
	6 month storage	80%
	12 month storage	60%
Max. Discharge Current 77°F(25°C)	105A(5s)	
Terminal	T1 , T2	
Charge (Constant Voltage, 25°C)	Cycle	14.5-14.9V(-24mV/°C) max. current: 2.8 A
	Float	13.6-13.8V(-18mV/°C)

Float service life VS temperature



\*The above data are of average values, and can be obtained within 3 charge/discharge cycles. These are not minimum values.



**Constant Current Discharge Characteristics (A,25°C)**

F.V/TIME	5min	10min	15min	30min	60min	3h	5h	10h	20h
9.60V	27.0	18.0	14.0	8.40	4.70	1.73	1.15	0.71	0.37
10.2V	25.7	17.1	13.4	8.06	4.55	1.70	1.13	0.70	0.36
10.8V	24.2	16.1	12.7	7.66	4.35	1.65	1.10	0.68	0.35

**Constant Wattage Discharge Characteristics (Watt,25°C)**

F.V/TIME	5min	10min	15min	30min	60min	3h	5h	10h	20h
9.60V	301	203	160	94.2	54.4	20.6	13.8	8.52	4.43
10.2V	287	191	153	90.4	52.7	20.2	13.6	8.40	4.33
10.8V	270	180	145	86.0	50.4	19.6	13.2	8.17	4.21